

**Nomenclatural changes removing secondary homonymy  
in the genus *Oxytelus*  
(Coleoptera: Staphylinidae: Oxytelinae)**

György MAKRANCZY

Department of Zoology, Hungarian Natural History Museum, H-1088 Budapest, Baross utca 13,  
Hungary; e-mail: makranczy@zoo.nhmus.hu

**Abstract.** Some nomenclatural issues are resolved in the genus *Oxytelus* Gravenhorst, 1802, into which the genera *Anisopsidius* Gravenhorst, 1802, *Anisopsis* Gravenhorst, 1802, *Hoplitodes* Gravenhorst, 1802 and *Paroxytelopsis* Gravenhorst, 1802 were moved by MAKRANCZY (2006). All affected taxa are listed, and the resulting taxonomic issues are discussed. New names are provided for three junior secondary homonyms: *Oxytelus hermani* nom. nov. for *Anisopsis longicornis* Cameron, 1928, *O. machadoanus* nom. nov. for *Paranisopsis machadoi* Fagel, 1960, and *O. renominatus* nom. nov. for *Paranisopsis confusa* Fagel, 1960. *Paranisopsis congoensis* Fagel, 1960 also became a junior secondary homonym by the above generic synonymy, but it is here tentatively placed in synonymy with *Oxytelus guineensis* (Bernhauer, 1932). A gender change of the genus name requires adjustment in the species name endings of 10 taxa, and the following new combinations are proposed: *Oxytelus angolensis* (Fagel, 1960) comb. nov., *O. cameroni* (Fagel, 1960) comb. nov., *O. carinatus* (Fauvel, 1904) comb. nov., *O. dorylinus* (Cameron, 1933) comb. nov., *O. eichelbaumi* (Bernhauer, 1927) comb. nov., *O. flexuosus* (Fauvel, 1904) comb. nov., *O. guineensis* (Bernhauer, 1932) comb. nov., *O. incertus* (Fagel, 1960) comb. nov., *O. leleupi* (Fagel, 1960) comb. nov., *O. luteus* (Fagel, 1960) comb. nov., *O. minimus* (Bernhauer, 1927) comb. nov., *O. motoensis* (Fagel, 1960) comb. nov., *O. myrmecophilus* (Fagel, 1960) comb. nov., *O. nigeriensis* (Fagel, 1960) comb. nov., *O. ornatus* (Fagel, 1960) comb. nov., *O. quadricollis* (Bernhauer, 1932) comb. nov., *O. rugulipennis* (Bernhauer, 1934) comb. nov., *O. sculptiventris* (Fagel, 1960) comb. nov., *O. strictus* (Fagel, 1960) comb. nov., *O. tottenhami* (Fagel, 1960) comb. nov., *O. tuberculatus* (Cameron, 1938) comb. nov., and *O. uelensis* (Bernhauer, 1927) comb. nov. Two records published after FAGEL's (1960) revision were checked and found to be misidentifications. For all species the available illustrations of diagnostic characters are enumerated and their distributions are summarized. New records

are provided for 13 species, originating from Cameroon, Democratic Republic of the Congo, Ivory Coast, Kenya, Liberia, Nigeria, Sierra Leone, South Africa, Tanzania, and Zimbabwe.

**Key words.** Coleoptera, Staphylinidae, Oxytelinae, homonymy, new names, Afrotropical Region

## Introduction

The genera *Hoplitodes* Fauvel, 1904, *Anisopsis* Fauvel, 1904, *Paroxytelopsis* Cameron, 1933 and *Anisopsidius* Fagel, 1960 were synonymized with *Oxytelus* Gravenhorst, 1802 by MAKRANCZY (2006). These synonymies resulted in a number of new combinations, secondary homonyms and gender changes in specific epithets that were not obvious because a list of the affected species was not included. Currently a database catalog of world Staphyliniformia is in preparation by Alfred F. Newton (Field Museum, Chicago) and the junior homonyms made evident in that catalog must be replaced. Those homonyms that are a result of the synonymies of genera with *Anotylus* Thomson, 1859 will be dealt with by him, but the ones related to the aforementioned four synonymies are dealt with in this paper. Since the genders of three of the synonymized generic names (*Anisopsis*, *Hoplitodes*, *Paroxytelopsis*) are feminine while *Oxytelus* is masculine, the movement of the affected species into *Oxytelus* also involves a gender change in some of the specific epithets. Not less than 10 names suffer such a change – and they were already very confusingly cited in the literature. These facts provided enough reason for presenting an overview of all the involved species, including a summary of their currently known distributions and available illustrations of their diagnostic characters. Country records taken from FAGEL'S (1960) revision are referenced, others are published here first.

## Material and methods

The present study is based on the examination of type specimens and other specimens from the following institutions:

- CNCI Canadian National Collection of Insects, Ottawa, Canada;
- CMNH Carnegie Museum of Natural History, Pittsburgh, USA;
- DEZA Dipartimento di Entomologia e Zoologia Agraria, Università degli Studi di Napoli (F. Silvestri's collection), Portici, Italy;
- FMNH Field Museum of Natural History, Chicago, USA;
- MRAC Musée royal de l'Afrique centrale, Tervuren, Belgium;
- NHMW Naturhistorisches Museum, Wien, Austria;
- ZMUC Zoological Museum, University of Copenhagen (the material from the Danish expedition to Cameroon in 1949–1950), Copenhagen, Denmark.

When exact label data are listed, ‘\’ separates labels and ‘;’ separates lines. The line drawings were originally made by the author for Linda Trueb's Scientific Illustration class at the University of Kansas in 2001.

## Taxonomy and nomenclature

Following is the list of the species formerly placed in the genera *Paroxytelopsis*, *Hoplitodes*, *Anisopsis* and *Anisopsidius* which were moved to *Oxytelus* by MAKRANCZY (2006).

### *Oxytelus angolensis* (Fagel, 1960) comb. nov.

*Paranisopsis angolensis* Fagel, 1960: 39.

*Paroxytelopsis angolensis*: HERMAN (1970: 406).

**Illustrations.** Male terminalia: FAGEL (1960: 49, Fig. 72). Apicomedial hook: FAGEL (1960: 35, Fig. 51).

**Distribution.** Angola (FAGEL 1960).

### *Oxytelus cameroni* (Fagel, 1960) comb. nov.

*Paranisopsis cameroni* Fagel, 1960: 50.

*Paroxytelopsis cameroni*: HERMAN (1970: 406).

**Illustrations.** Male terminalia: FAGEL (1960: 49, Fig. 79).

**Distribution.** Democratic Republic of the Congo (FAGEL 1960).

### *Oxytelus carinatus* (Fauvel, 1904) comb. nov.

*Anisopsis carinata* Fauvel, 1904: 109.

*Paranisopsis dorylinus* Cameron, 1938: 3. Type species of *Paranisopsis* Cameron, 1938. Secondary junior homonym of *Paroxytelopsis dorylinus* Cameron, 1933.

*Paranisopsis carinata*: FAGEL (1960: 19).

*Paranisopsis dorylinus*: FAGEL (1960: 19). Synonym of *Anisopsis carinata* Fauvel, 1904.

*Paroxytelopsis carinata*: HERMAN (1970: 406).

**Illustrations.** Head and pronotum: FAGEL (1960: 27, Fig. 29). Male terminalia: FAGEL (1960: 32, Fig. 41). Apicomedial hook: FAGEL (1960: 35, Fig. 53).

**New records. LIBERIA:** Charlesville [nr. Robertsfield, 06°15'N 10°30'E], 21.–22.vi.1962, ex: raiding column: end nest, leg. D. H. and A. C. Kistner (2 spec., FMNH); Charlesville, 14.vi.1962, ex: debris, nest, leg. D. H. and A. C. Kistner (1 spec., FMNH). **TANZANIA:** Mts. Uluguru, Morogoro Campus Fac. Agric., 600 m, v.–vi.1971, at UV light, leg. L. Berger, N. Leleup, J. Debecker (1 spec., MRAC).

**Distribution.** Democratic Republic of the Congo, Liberia, Tanzania (FAGEL 1960).

**Remarks.** The transfer to *Oxytelus* requires an adjustment of the gender of the species name.

### *Oxytelus dorylinus* (Cameron, 1933) comb. nov.

*Paroxytelopsis dorylinus* Cameron, 1933: 36. Type species of *Paroxytelopsis* Cameron, 1933.

*Paroxytelopsis dorylinus*: HERMAN (1970: 406).

*Paroxytelopsis dorylina*: HERMAN (2001: 1464).

**Illustrations.** Head and pronotum: FAGEL (1960: 39, Fig. 59). Male terminalia: FAGEL (1960: 12, Fig. 13). Apicomedial hook: FAGEL (1960: 18, Fig. 15).

**New records. KENYA:** Karen, v.1962, ex: debris, nest, leg. D. H., A. C. and A. H. Kistner (213 spec., FMNH); Karen, v.1962, ex: raiding column: central, leg. D. H., A. C. and A. H. Kistner (1 spec., FMNH); Karen, 19.v.1962, ex: debris pile, nest, leg. D. H., A. C. and A. H. Kistner (4 spec., FMNH); Mt. Kenya, Theiba Forest, 8000 ft, 2.–3.v.1969, ex: debris piles, nest, leg. G. R. Cunningham – Van Someren (6 spec., FMNH); Londiani, vii.1944, [ex: *Dorylus* (*Anomma*) species], [leg.] S. Patrizi (12 spec., FMNH); Nairobi, xi.,xii.1943 and i.,ii.,iv.1944, [ex: *Dorylus* (*Anomma*) species], [leg.] Meneghetti (27 spec., FMNH). **TANZANIA:** Tanga distr., Amani, 27.iv.1966, ex: debris piles, nest,

leg. D. H., A. C. and A. H. Kistner (16 spec., FMNH); Tanga distr., Amani, 28.iv.1966, ex: raiding column: central, nest, leg. D. H., A. C. and A. H. Kistner (2 spec., FMNH); Tanga distr., Amani, 14.v.1970, ex: raiding column: end, nest, leg. J. Clover, D. H., A. C. and A. H. Kistner (1 spec., FMNH); Tanga distr., Amani, 13.iv.1970, ex: raiding column: central, leg. J. Clover, D. H., A. C. and A. H. Kistner (1 spec., FMNH).

**Distribution.** Democratic Republic of the Congo, Kenya, Tanzania (FAGEL 1960).

**Remarks.** CAMERON (1933) originally described the species as *Paraoxytelopsis dorylinus* (masculine ending), which is a mistake as the *-opsis* ending is feminine. The ending was changed to the correct feminine one in the catalogue by HERMAN (2001), but now has to go back to the original masculine.

### *Oxytelus echidne* (Fauvel, 1904)

*Hoplitodes echidne* Fauvel, 1904: 110. Type species of *Hoplitodes* Fauvel, 1904.

*Hoplitodes echidne*: FAGEL (1960: 3).

*Hoplitodes echidne*: HERMAN (1970: 404).

*Oxytelus echidne*: MAKRANCZY (2006: 76, 92).

**Illustrations.** Habitus: FAGEL (1960: 9, Fig. 10). Aedeagus: MAKRANCZY (2006: 76, Fig. 95). Apicomedial hook: MAKRANCZY (2006: 76, Fig. 96).

**New record. SOUTH AFRICA:** E. Transvaal, Pilgrim rest, 1400 m, 11.–31.xii.1985, FMHD #85-843, FIT, in relict native forest, leg. S. Peck, P#85-276 (4 spec., FMNH).

**Distribution.** South Africa (FAGEL 1960).

### *Oxytelus eichelbaumi* (Bernhauer, 1927) comb. nov.

*Anisopsis eichelbaumi* Bernhauer, 1927: 226, 228.

*Paranisopsis eichelbaumi*: FAGEL (1960: 24).

*Paroxytelopsis eichelbaumi*: HERMAN (1970: 406).

**Illustrations.** Head and pronotum: FAGEL (1960: 28, Fig. 37). Male terminalia: FAGEL (1960: 32, Fig. 42). Apicomedial hook: FAGEL (1960: 35, Fig. 57).

**Distribution.** Tanzania (FAGEL 1960).

### *Oxytelus flexuosus* (Fauvel, 1904) comb. nov.

*Anisopsis flexuosa* Fauvel, 1904: 108. Type species of *Anisopsis* Fauvel, 1904.

*Anisopsis flexuosa*: FAGEL (1960: 6).

*Anisopsis flexuosa rugosa* Fagel, 1960: 7. Subspecies, status unrevised.

*Anisopsis flexuosa*: HERMAN (1970: 407).

**Illustrations.** Head and pronotum: FAGEL (1960: 5, Fig. 6). Male terminalia: FAGEL (1960: 12, Fig. 11). Apicomedial hook: FAGEL (1960: 18, Fig. 19).

**New records. CAMEROON:** Southwest province, Bakingili, 20 m, 13.vi.1984, leg. James A. DiGiulio (1 ♂, CMNH); Southwest province, Bakingili, 10 m, 11.–20.vi.1984, leg. James A. DiGiulio (1 ♂, CMNH); Southwest province, 25 km W Limbe, Bakingili, 10 m, 1.–10.vi.1984, leg. James A. DiGiulio (1 ♀, CMNH).

**Distribution.** Cameroon (FAGEL 1960), Democratic Republic of the Congo, Tanzania, Zimbabwe (FAGEL 1960).

**Remarks.** The transfer to *Oxytelus* requires an adjustment of the gender of the species name.

***Oxytelus guineensis* (Bernhauer, 1932) comb. nov.**

*Anisopsis guineensis* Bernhauer, 1932a: 9.

*Paranisopsis congoensis* Fagel, 1960: 28, **syn. nov.** Secondary junior homonym of *Oxytelus congoensis* Fauvel, 1903.

*Paroxytelopsis guineensis*: HERMAN (1970: 406).

*Paroxytelopsis congoensis*: HERMAN (1970: 406).

**Illustrations.** Head and pronotum: FAGEL (1960: 27, Fig. 30, also p. 39, Fig. 61). Male terminalia: FAGEL (1960: 32, Fig. 43). Apicomedial hook: FAGEL (1960: 35, Fig. 47).

**Type material examined.** SYNTYPES: ♀, 'Camayenne \ 26 ottobre; 1912 \ (dark blue paper square) \ Franz. Guinea; don. Silvestri \ Anisopsis; guineensis; Bernh. n. sp \ Anisopsis; guineensis; Brnh. Typus \ Chicago NHMus; M. Bernhauer; Collection' (FMNH); ♀, 'Camayenne; 30 ott. 912 \ 6 \ Anisopsis; guineensis; Brnh. n. sp. \ (empty red card)' (DEZA).

**Additional material examined.** 'Camayenne; 2.Nov.1912; (36)' (1 ♀, DEZA).

**New records.** LIBERIA: Suakoko, 18.xi.1952, leg. C. Blickenstaff (1 spec., CNCI). NIGERIA: N. Bussa, K State, 12.i.1970, leg. J. T. Medler (1 spec., CNCI).

**Distribution.** Angola (FAGEL, 1960), Democratic Republic of the Congo (FAGEL 1960), Guinea, Liberia, Nigeria.

**Remarks.** *Oxytelus congoensis* (Fagel, 1960) becomes a junior secondary homonym of *Oxytelus congoensis* Fauvel, 1903, but also seems to be a junior synonym of *Anisopsis guineensis*, therefore no replacement name is provided now, pending further study. *Anisopsis guineensis* was described based on an unspecified number of specimens, out of which a female (Fig. 6) is in the author's collection (FMNH), while further two female exemplars remain in Silvestri's collection. Only one of them has Bernhauer's label, this specimen (Figs. 4–5) is considered as a syntype. These female specimens appear to be within the possible variation range of the species previously known as *Paranisopsis congoensis* (holotype on Fig. 7). Primary types of both nominal taxa were studied and compared with available illustrations. Only more material (with a male) from the original type locality of *Anisopsis guineensis* (Guinea) could absolutely confirm this synonymy.

A further note is necessary about a confusing figure in FAGEL (1960): the primary type of *Paranisopsis congoensis* is shown on Fig. 30; Fig. 61 might be another specimen of the same species. It is not explained in the text why two different figures are provided, but this might be also because of the range of variation experienced in this species.

***Oxytelus hermani* nom. nov.**

*Anisopsis longicornis* Cameron, 1928: 15. Secondary junior homonym of *Oxytelus longicornis* Mannerheim, 1830, now a synonym of *Oxytelus sculptus* Gravenhorst, 1806).

*Paranisopsis longicornis*: FAGEL (1960: 48).

*Paroxytelopsis longicornis*: HERMAN (1970: 406).

**Illustrations.** Head and pronotum: FAGEL (1960: 28, Fig. 36).

**New records.** DEMOCRATIC REPUBLIC OF THE CONGO: Oriental [Province], Yangambi [04°45'N 24°25'E], 5.–9.vii.1960, ex: raiding column, nest, leg. D. H. and A. C. Kistner, R. Banfill (78 spec., FMNH). CAMEROON: 'Kamerun' [without exact locality], host: *Anomma nigricans* Sjost. (1 spec., FMNH).

**Distribution.** Cameroon, Democratic Republic of the Congo (FAGEL 1960).

**Remarks.** *Oxytelus longicornis* (Cameron, 1928) becomes a junior secondary homonym of *Oxytelus longicornis* Mannerheim, 1830 and is hereby renamed in honor of Lee H. Herman, who immeasurably advanced our knowledge on the subfamily Oxytelinae and among the first gave preference to the species-group concept in its systematics.

***Oxytelus incertus* (Fagel, 1960) comb. nov.**

*Paranisopsis incerta* Fagel, 1960: 42.

*Paroxytelopsis incerta*: HERMAN (1970: 406).

**Illustrations.** Male terminalia: FAGEL (1960: 49, Fig. 77). Apicomedial hook: FAGEL (1960: 35, Fig. 54).

**New records.** ZIMBABWE: Atlantica Ecological Research Station, nr. Salisbury, 29.iii.1970, at light, leg. J. R. Clover, D. H. and A. C. Kistner (4 spec., FMNH), same but 30.iii.1970 (4 spec., FMNH).

**Distribution.** Zimbabwe (FAGEL 1960).

**Remarks.** The transfer to *Oxytelus* requires an adjustment of the gender of the species name.

***Oxytelus leleupi* (Fagel, 1960) comb. nov.**

*Paranisopsis leleupi* Fagel, 1960: 43.

*Paroxytelopsis leleupi*: HERMAN (1970: 406).

**Illustrations.** Head and pronotum: FAGEL (1960: 27, Fig. 31) and Fig. 1 here. Male terminalia: FAGEL (1960: 32, Fig. 39) and Fig. 2 here. Aedeagus: FAGEL (1960: 43, Fig. 67).

**New record.** DEMOCRATIC REPUBLIC OF THE CONGO: Oriental [Province], Yangambi [04°45'N 24°25'E], 6.vii.1960, aerial plankton net, leg. D. H. and A. C. Kistner, R. Banfill (1 spec., FMNH).

**Distribution.** Democratic Republic of the Congo (FAGEL 1960).

**Remarks.** The images in the description seem to be not very accurate for the specimens studied, so another set of illustrations is presented here of the head and pronotum and of the male terminalia.

***Oxytelus luteus* (Fagel, 1960) comb. nov.**

*Paranisopsis lutea* Fagel, 1960: 26.

*Paroxytelopsis lutea*: HERMAN (1970: 406).

*Paranisopsis kenyensis* Fagel, manuscript name.

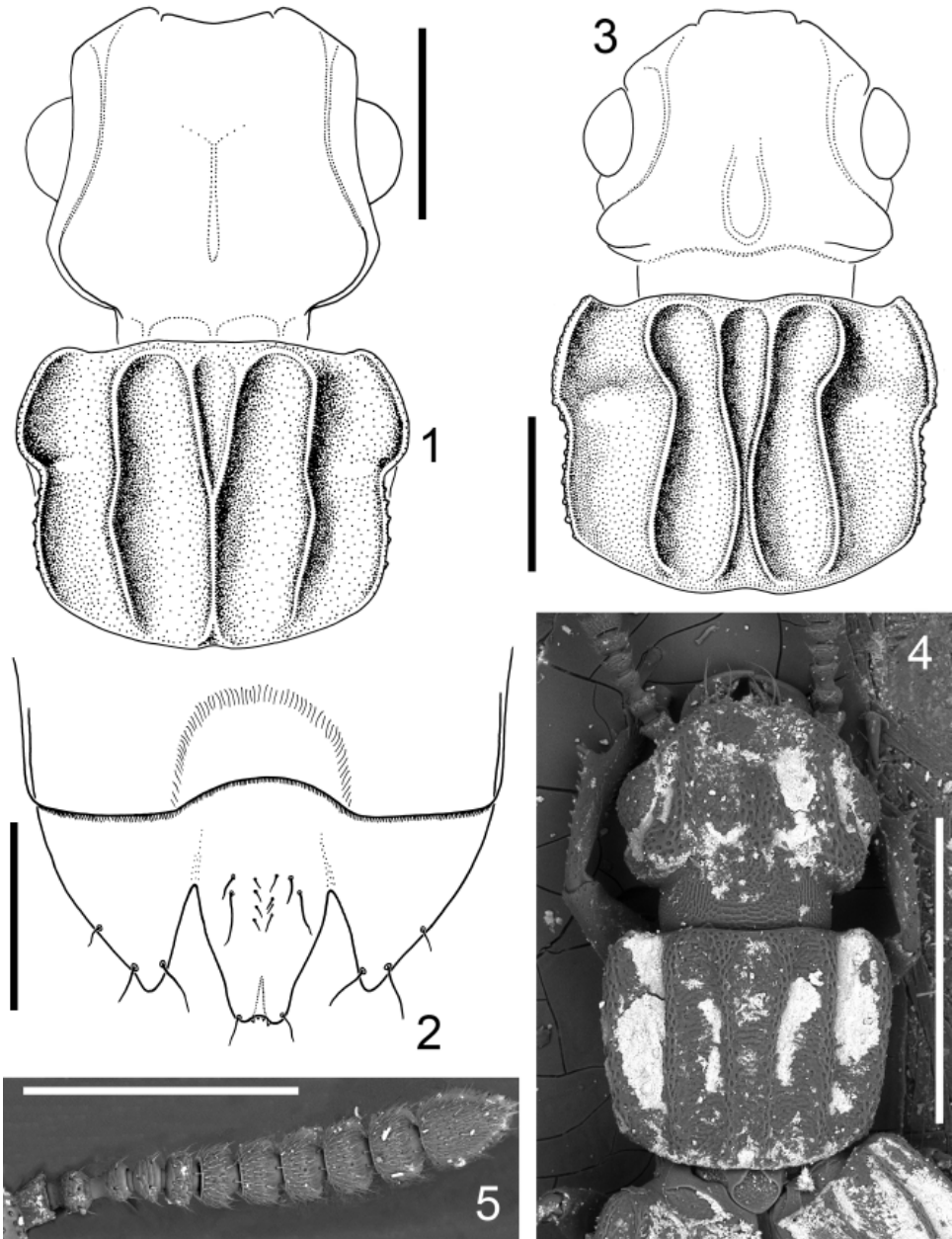
**Illustrations.** Head and pronotum: FAGEL (1960: 27, Fig. 35) and Fig. 3 here. Male terminalia: FAGEL (1960: 32, Fig. 44). Aedeagus: FAGEL (1960: 43, Figs 65–66).

**New records.** DEMOCRATIC REPUBLIC OF THE CONGO: Oriental [Province], Yangambi [04°45'N, 24°25'E], 28.vi.–5.vii.1960, ex: raiding column: end (most), central (few), nest, leg. D. H. and A. C. Kistner, R. Banfill (3 spec., FMNH).


'*Paranisopsis kenyensis*': KENYA: Karen, 31.vii.1960, ex: end of emigration column [of *Dorylus* (*Anomma*) species], nest no. 41, leg. G. R. Cunningham - Van Someren (22 spec., FMNH); Karen, 1.viii.1960, ex: end of emigration column [of *Dorylus* (*Anomma*) *nigricans burmeisteri* var. *molestus*], nest no. 42, leg. G. R. Cunningham - Van Someren (1 spec., FMNH). **Note.** This series of specimens was marked as a new taxon (*P. kenyensis*) by G. Fagel in the early 1960s, but apparently this name has never been published. It is considered to be the same as *O. luteus*. The head and pronotum of a male from this series are illustrated on Fig. 3.

**Distribution.** Democratic Republic of the Congo (FAGEL 1960), Kenya.

**Remarks.** The transfer to *Oxytelus* requires an adjustment of the gender of the species name.



Figs 1–5. 1–2 – *Oxytelus leleupi* (Fagel, 1960), male: 1 – head and pronotum (scale = 0.2 mm); 2 – sternites VII and VIII (scale = 0.1 mm). 3 – *O. luteus* (Fagel, 1960), male, head and pronotum (scale = 0.2 mm). 4–5 – syntype of *Anisopsis guineensis* Bernhauer, 1932, female: 4 – head and pronotum (scale = 0.5 mm); 5 – antenna (scale = 0.3 mm).



Figs. 6–10. 6 – syntype of *Anisopsis guineensis* Bernhauer, 1932, female, head and pronotum (scale = 0.5 mm). 7 – holotype of *Paranisopsis congoensis* Fagel, 1960, male, head and pronotum (scale = 0.5 mm). 8–10 – holotype of *Anisopsis minima* Bernhauer, 1927, female: 8 – head (scale = 0.5 mm); 9 – pronotum (scale = 0.5 mm); 10 – elytra (scale = 0.5 mm).



***Oxytelus machadoanus* nom. nov.**

*Paranisopsis machadoi* Fagel, 1960: 37. Secondary junior homonym of *Oxytelus machadoi* Cameron, 1950.

*Paroxytelopsis machadoi*: HERMAN (1970: 406).

**Illustrations.** Male terminalia: FAGEL (1960: 49, Fig. 73). Apicomedial hook: FAGEL (1960: 35, Fig. 58).

**Distribution.** Angola (FAGEL 1960).

**Remarks.** *Oxytelus machadoi* (Fagel, 1960) becomes a junior secondary homonym of *Oxytelus machadoi* Cameron, 1950 and is hereby renamed retaining the original root with addition of Latin suffix *-anus*, meaning 'kind of'.

***Oxytelus minimus* (Bernhauer, 1927) comb. nov.**

*Anisopsis minima* Bernhauer, 1927: 226, 228.

*Paranisopsis minima*: FAGEL (1960: 30).

*Paroxytelopsis minima*: HERMAN (1970: 406).

**Illustrations.** Forebody: FAGEL (1960: 39, Fig. 64) and Figs. 8–10 here.

**Type material examined.** HOLOTYPE: ♀, 'Kamerun; lg. Thaxter; don. 1921. \ No 2608. Rm; Kamerun.Afr \ Anisopsis; minima Brnh; Typus unic. \ Chicago NHMus; M. Bernhauer; Collection \ G. Fagel det., 1960; Paranisopsis; minima; Bernh.' (FMNH).

**Distribution.** Cameroon (FAGEL 1960).

**Remarks.** Gender change of the genus name requires adjustment of specific epithet.

This species was mistakenly identified by SCHEERPELTZ (1971). FAGEL (1960) points out that the longitudinal ridge on the elytra closest to the epipleuron is broken posteriad the humeral area: the anterior portion of this ridge turns dorsal posteriorly and ventrad another ridge starts. This is so far found only in the holotype female (Figs. 8–10). Whether this character is stable and this is indeed a distinct (but obviously rare) species requires further study and more material.

***Oxytelus motoensis* (Fagel, 1960) comb. nov.**

*Paranisopsis motoensis* Fagel, 1960: 47.

*Paroxytelopsis motoensis*: HERMAN (1970: 406).

**Illustrations.** Head and pronotum: FAGEL (1960: 27, Fig. 32). Male terminalia: FAGEL (1960: 49, Fig. 71). Apicomedial hook: FAGEL (1960: 35, Fig. 55).

**New records. DEMOCRATIC REPUBLIC OF THE CONGO: HAUT-UELE:** Moto, 5.ii.1923, myrmecophile: *Dorylus wilwerthi* Em., leg. L. Burgeon (1 spec., MRAC). **CAMEROON:** Edéa [04°10'N, 10°10'E], 26.vii.1962, ex: raiding column: end, nest, leg. D. H. Kistner (11 spec., FMNH).

**Distribution.** Cameroon, Democratic Republic of the Congo (FAGEL 1960).

***Oxytelus myrmecophilus* (Fagel, 1960) comb. nov.**

*Paranisopsis myrmecophila* Fagel, 1960: 40.

*Paroxytelopsis myrmecophilus*: HERMAN (1970: 406).

**Illustrations.** Male terminalia: FAGEL (1960: 49, Fig. 74). Apicomedial hook: FAGEL (1960: 35, Fig. 52).

**Distribution.** Angola (FAGEL 1960).

**Remarks.** The transfer to *Oxytelus* requires an adjustment of the gender of the species name.

***Oxytelus nigeriensis* (Fagel, 1960) comb. nov.**

*Paranisopsis nigeriensis* Fagel, 1960: 34.

*Paroxytelopsis nigeriensis*: HERMAN (1970: 406).

**Illustrations.** Head and pronotum: FAGEL (1960: 39, Fig. 63).

**Distribution.** Nigeria (FAGEL 1960).

***Oxytelus ornatus* (Fagel, 1960) comb. nov.**

*Anisopsodes ornata* Fagel, 1960: 12. Type species of *Anisopsodes* Fagel, 1960.

*Paroxytelopsis ornatus*: HERMAN (1970: 406).

*Paroxytelopsis ornata*: HERMAN (2001: 1465).

**Illustrations.** Head and pronotum: FAGEL (1960: 5, Fig. 5). Male terminalia: FAGEL (1960: 12, Fig. 12). Apicomedia hook: FAGEL (1960: 18, Fig. 18).

**Distribution.** Angola, Cameroon, Democratic Republic of the Congo (FAGEL 1960).

**Remarks.** The transfer to *Oxytelus* requires an adjustment of the gender of the species name.

***Oxytelus quadricollis* (Bernhauer, 1932) comb. nov.**

*Anisopsis quadricollis* Bernhauer, 1932a: 76. Type species of *Anisopsidius* Fagel, 1960.

*Anisopsidius quadricollis*: FAGEL (1957: 35), FAGEL (1960: 10), HERMAN (1970: 408).

**Illustrations.** Head and pronotum: FAGEL (1960: 5, Fig. 4). Forebody and antennae: Figs. 11–12 here. Male terminalia: FAGEL (1960: 12, Fig. 14). Apicomedia hook: FAGEL (1960: 18, Fig. 16). Aedeagus: FAGEL (1960: 18, Fig. 20).

**Type material examined.** HOLOTYPE: ♂, 'Musée du Congo; Haut-Uelé: Moto; fin-1922; L. Burgeon \ R. dét.; B; 885 \ Anisopsis; quadricollis; Brnh. Typ. \ Holotypus \ (pink disc) \ G. Fagel det., 1956; Anisopsidius; quadricollis; Bernh.' (MRAC).

**Distribution.** Democratic Republic of the Congo, Rwanda (FAGEL 1960).

***Oxytelus renominatus* nom. nov.**

*Paranisopsis confusa* Fagel, 1960: 21. Secondary junior homonym of *Oxytelus confusus* Fagel, 1957.

*Paroxytelopsis confusa*: HERMAN (1970: 406).

**Illustrations.** Head and pronotum: FAGEL (1960: 28, Fig. 38).

**Distribution.** Tanzania (FAGEL 1960).

**Remarks.** *Oxytelus confusus* (Fagel, 1960) becomes a junior secondary homonym of *Oxytelus confusus* Fagel, 1957 and new substitute name is proposed to it meaning 'renamed'.

***Oxytelus rugulipennis* (Bernhauer, 1934) comb. nov.**


*Anisopsis carinata* var. *rugulipennis* Bernhauer, 1934: 487.

*Paranisopsis rugulipennis*: FAGEL (1960: 33) (as a distinct species).

*Paroxytelopsis rugulipennis*: HERMAN (1970: 406).

**Illustrations.** Head and pronotum: FAGEL (1960: 39, Fig. 62). Male terminalia: FAGEL (1960: 49, Fig. 70). Apicomedia hook: FAGEL (1960: 35, Fig. 46).

**New records.** DEMOCRATIC REPUBLIC OF THE CONGO: Elisabethville [= Lubumbashi], at light, ii.1955, leg. Ch. Seydel (1 spec., MRAC). SOUTH AFRICA: E. Transvaal, Grasskop, 1500 m, 10.xii.1985, FMHD #85-841, car-netting, pine woods & grass veld, leg. S. Peck (2 spec., FMNH).



Figs 11–12. Holotype of *Anisopsis quadricollis* Bernhauer, 1932, male. 11 – forebody (scale = 0.5 mm), 12 – antenna (scale = 0.5 mm).

**Distribution.** Democratic Republic of the Congo, South Africa, Zambia, Zimbabwe (FAGEL 1960).

***Oxytelus sculptiventris* (Fagel, 1960) comb. nov.**

*Paranisopsis sculptiventris* Fagel, 1960: 31.

*Paroxytelopsis sculptiventris*: HERMAN (1970: 406).

**Illustrations.** Head and pronotum: FAGEL (1960: 27, Fig. 33). Male terminalia: FAGEL (1960: 32, Fig. 40). Apicomedial hook: FAGEL (1960: 35, Fig. 50).

**Distribution.** Democratic Republic of the Congo (FAGEL 1960).

***Oxytelus strictus* (Fagel, 1960) comb. nov.**

*Paranisopsis stricta* Fagel, 1960: 36.

*Paroxytelopsis stricta*: HERMAN (1970: 406).

**Illustrations.** Head and pronotum: FAGEL (1960: 39, Fig. 60). Male terminalia: FAGEL (1960: 49, Fig. 76). Apicomedial hook: FAGEL (1960: 35, Fig. 56).

**Distribution.** Cameroon (FAGEL 1960).

**Remarks.** The transfer to *Oxytelus* requires an adjustment of the gender of the species name.

***Oxytelus tottenhami* (Fagel, 1960) comb. nov.**

*Paranisopsis tottenhami* Fagel, 1960: 22.

*Paroxytelopsis tottenhami*: HERMAN (1970: 406).

**Illustrations.** Male terminalia: FAGEL (1960: 49, Fig. 75). Apicomedial hook: FAGEL (1960: 35, Fig. 45).

**Distribution.** Kenya (FAGEL 1960).

***Oxytelus tuberculatus* (Cameron, 1938) comb. nov.**

*Anisopsis tuberculata* Cameron, 1938: 2.

*Paranisopsis tuberculata*: FAGEL (1960: 44).

*Paroxytelopsis tuberculata*: HERMAN (1970: 406).

**Illustrations.** Habitus: FAGEL (1960: 45, Fig. 68). Male terminalia: FAGEL (1960: 49, Fig. 69). Apicomedial hook: FAGEL (1960: 35, Fig. 49).

**New record. CAMEROON:** Southwest Prov., 25km W Limbe, Bakingili, 20 m, intercept trap 17.vii.1984, leg. J. DiGiulio (1 spec., CNCI).

**Distribution.** Burundi, Cameroon, Democratic Republic of the Congo (FAGEL 1960).

**Remarks.** The transfer to *Oxytelus* requires an adjustment of the gender of the species name.

***Oxytelus uelensis* (Bernhauer, 1927) comb. nov.**

*Anisopsis uelensis* Bernhauer, 1927: 226.

*Paranisopsis uelensis*: FAGEL (1960: 46).

*Paroxytelopsis uelensis*: HERMAN (1970: 406).

**Illustrations.** Head and pronotum: FAGEL (1960: 27, Fig. 34). Male terminalia: FAGEL (1960: 49, Fig. 78). Apicomedial hook: FAGEL (1960: 35, Fig. 48).

**Type material examined.** PARALECTOTYPE: 1 ♂, 'II \ Musée du Congo \ Haut-Uele: Moto; 5-II-1923; L. Burgeon \ Anisopsis; uelensis Brnh.; Cotypus \ Chicago NHMus; M. Bernhauer; Collection' (FMNH).

**New records. CAMEROON:** R. F. Nyong, 15.ii.1950, *Dorylus* (*Anomma*) *nigricans* var. *rufescens*, leg. J. Birked-Smith, J. Dahl (9 ♂♂, ZMUC; 1 ♂, FMNH; 1 ♂, NHMW); [without exact locality], host: *Dorylus* (*Anomma*) *nigricans* *sjöstedti*, leg. [G.] Schwab (2 spec., FMNH); Edéa [04°10'N 10°10'E], 22.vii.1962, ex: raiding column, end, leg. D. H. Kistner (9 spec., FMNH). **DEMOCRATIC REPUBLIC OF THE CONGO: ORIENTAL PROVINCE:** Eala [00°04'N 18°19'E], 24.vi.1939, myrmecophile avec *Dorylus* (*Anomma*) *wilverthi*, leg. G. Cousteaux (3 spec., FMNH); [Oriental Province], Yangambi [04°45'N 24°25'E], 25.vi.–5.vii.1960, ex: raiding column, nest, leg. D. H. and A. C. Kistner, R. Banfill (27 spec., FMNH). **IVORY COAST:** Adiopodoumé [05°22'N 04°08'W], 7.vii.1962, ex: raiding column: end (most), central (few), leg. D. H. and A. C. Kistner (25 spec., FMNH). **SIERRA LEONE: EASTERN PROVINCE:** Kambui Hills near Kenema, 3.i.1989, leg. W. Rossi, with *Dorylus* (*Anomma*) *nigricans* ssp. *arcens* (1 ♂, FMNH).

**Distribution.** Burundi (FAGEL 1960), Cameroon, Democratic Republic of the Congo (FAGEL, 1960), Ivory Coast, Sierra Leone.

**Notes.** When mentioning a female 'holotype' deposited in MRAC, FAGEL (1960) *de facto* designated a lectotype; further syntypes become paralectotypes.

Two records published since FAGEL's (1960) revision in SCHEERPELTZ (1971: 162) as '*Paranisopsis minima*' and KISTNER (1990: 164) as '*Anisopsodes* sp.' proved to be misidentifications and refer to this species.

## Acknowledgements

Thanks are due to Michael Schülke (Berlin, Germany) for calling the author's attention to the homonyms and supplying the initial list and Alfred F. Newton (FMNH) for discussions and advice regarding the nomenclatural situations. Margaret K. Thayer (FMNH) and Marc De Meyer (MRAC) supplied photos of type specimens crucial for this article. Indispensable help in borrowing of types was provided by Marco Gebiola and Bruno Espinoza (DEZA), Harald Schillhammer (NHMW) and Alexey Solodovnikov (ZMUC).

## References

- BERNHAEUER M. 1927: Neue Ameisen- und Termitengäste aus Afrika, insbesondere aus dem Kongogebiet. *Revue Zoologique Africaine* **15**: 225–240.
- BERNHAEUER M. 1932a: Neue Staphyliniden aus Afrika aus der Ausbeute Silvestri's (27. Beitrag zur Fauna Afrika's). *Bollettino del Laboratorio di Zoologia Generale ed Agraria del R. Istituto Superiore Agrario di Portici* **26**: 9–16.
- BERNHAEUER M. 1932b: Neue Kurzflüger aus dem belgischen Kongostaate. *Revue de Zoologie et de Botanique Africaines* **22**: 72–90.
- BERNHAEUER M. 1934: The staphylinid fauna of South Africa. (Thirty-third contribution to the African fauna.) *Annals of the South African Museum* **30**: 481–509.
- CAMERON M. 1928: New species of Staphylinidae from the Belgian Congo. *Revue de Zoologie et de Botanique Africaines* **16**: 11–23.
- CAMERON M. 1933: New species of Staphylinidae (Col.) from the Belgian Congo. *Bulletin et Annales de la Société Entomologique de Belgique* **73**: 35–53.
- CAMERON M. 1938: New species of Staphylinidae from the Belgian Congo. *Bulletin du Musée Royal d'Histoire Naturelle de Belgique* **14(37)**: 1–16.
- FAGEL G. 1957: Contributions à l'étude de la faune entomologique du Ruanda-Urundi (Mission P. Basilewsky 1953) CXIX. Coleoptera Staphylinidae: Piestinae, Omaliinae, Proteininae, Osoriinae, Oxytelinae. *Annales du Musée Royal du Congo Belge, Ser. in-8°, Sciences Zoologiques* **58**: 26–72.
- FAGEL G. 1960: Contribution à la connaissance des Staphylinidae LXVII. Le complexe des Anisopsis. *Bulletin de l'Institut Royal des Sciences Naturelles de Belgique* **36(41)**: 1–51.
- FAUVEL A. 1904: Staphylinides exotiques nouveaux. 2<sup>e</sup> Partie. *Revue d'Entomologie* **23**: 76–112.
- HERMAN L. H. 1970: Phylogeny and reclassification of the genera of the rove-beetle subfamily Oxytelinae of the World (Coleoptera, Staphylinidae). *Bulletin of the American Museum of Natural History* **142**: 343–454.
- HERMAN L. H. 2001: Catalog of the Staphylinidae (Insecta: Coleoptera). 1785 to the end of the second Millennium. *Bulletin of the American Museum of Natural History* **265**: 1–4218.
- KISTNER D. H. 1999: Termitophilous and myrmecophilous Staphylinidae collected in Sierra Leone by W. Rossi (Coleoptera). *Accademia Nazionale dei Lincei, Quaderno* **265**: 155–164.
- MAKRANCZY Gy. 2006: Systematics and phylogenetic relationships of the genera in the Carpelimus group (Coleoptera: Staphylinidae: Oxytelinae). *Annales Historico-Naturales Musei Nationalis Hungarici* **98**: 29–119.
- SCHEERPELTZ O. 1971: Resultate der dänischen Expedition nach Kamerun (1949–1950) 32. Coleoptera, Staphylinidae (Insecta). *Stenstrupia* **1**: 161–200.

